

BHAUSAHEB LAHANE DNYANPRAKASH
ARTS COLLEGE, PINJAR, Dist. Akola

Students Satisfaction Survey

2019-2020

The IQAC has conducted the activity Students Satisfaction Survey as an innovative practice in view of the overall development of the teaching and learning process of the college. Students as stakeholders take parts in the move and present their opinion. Following heads were set as milestone to be achieved or as to be suggestive move to access. Teacher's presentation and knowledge, Innovative method adopted by the teacher, Commitment by the students towards learning, Applicability of the curricular and course design, Depth in the course / level of subject knowledge were the key indicators of survey.

Because of COVID-19 pandemic, we collect response through online mode by Google Form. So here we take initiative about uses of ICT tools. It makes students very interesting to give responses. Out of total admitted students 54 students (18 means 33.3% Male & 36 66.7% Female) note their responses.

Following conclusion is derived by the Feedback Analysis Committee headed by Dr Vinod Kharode, principal.

CONCLUSIONS:-

- 1) *First question was asked about How much of the syllabus was covered in the class? Out of selected sample 37% students says 85 to 100% syllabus covered by teacher in classroom. 42.6% respondents give response that 70 to 84% syllabus covered. 13% respondents respond that 55 to 60% syllabus*

covered and 5.6% respondents respond that 30 to 54% syllabus completed by teachers. No one respond about below 30%.

- 2) How well did the teachers prepare for the classes? was the second question. 92.6% respondents said Thoroughly and 7.4% said Satisfactorily. No respondents response about Poorly, Indifferently and Won't teach at all.*
- 3) To make inquiry about teacher's communication with students, How well were the teachers able to communicate? This question was asked in survey. 81.5% respondents responds that teachers were make **Always effective** communication. And 11.1% respondents responds Sometimes effective.*
- 4) Next question was about teachers approach about teaching. 59.3% respondents respond that teachers approach was **Excellent**. 29.6% respondents said **Very Good** and 11.1% said teachers approach was **Good**.*
- 5) How was fairness of internal evaluation process by teachers? For this question 92.6% said always fair and 7.4% said usually fair.*
- 6) We try to know from students are teachers discussed with them about their performance in assignments. 75.9% students responds about every time. 16.7% said usually and 7.4% occasionally.*
- 7) 61.1% respondents among the students stated regularly. 22.2% said often and 13% said sometimes.*
- 8) In cognitive, social and emotional growth of students the teaching and mentoring in college helps the students. 57.4% students respond as very well and 42.6% respond as significantly teachers helps them for their entire growth.*
- 9) 72.2% students said they are agree and 25.9% said strongly agree with college provides multiple opportunities to learn and grow.*
- 10) Teachers provide information about course and programme outcome about this statement 85.2% students said every time, 9.3% said usually and 5.5% said occasionally.*
- 11) 51.9% students replied to a great extent and 44.4% replied moderate regarding experimental, participative and problem solving methodology used by teachers.*
- 12) 77.8% students are strongly agree and 16.7% are agree with statement that teachers encourage students to participate in extracurricular activities.*

Besides this teachers made efforts to inculcate soft skill and employability skill among students stated greatly extent by 61.1% students and 31.5% students stated moderate.

- 13) Through this survey we try to about percentage of teachers using ICT tools such as LCD projector, Multimedia etc. while teaching. Regarding this question 25.9% respondents reply that above 90% teachers used this type of ICT tool while teaching. 29.6% students replied 70 to 89%, 24.1% students replied that 50 to 69%, 9.3% students replied that 30 to 49% and 11.1% students replied that up to 29% teachers used ICT tools while teaching.
- 14) Regarding the overall quality of teaching-learning process in our institution, 77.8% students stated that they are strongly agree. 20.4% students stated that they are agree that overall quality of teaching-learning in our institution is very good.

In this way hereby presenting students satisfaction survey report by data collected from 54 respondents of session 2019-20.

Pinjar

Date: - 30th April 2015

Dr. Pankaj M Tayde

Coordinator



Dr. V. C. Kharode

Principal



**Principal,
Bhausaheb Lahane
Dnyanprakash Arts College, Pinjar**

Students Satisfaction Survey - 2019-20

विद्यार्थी समाधान सर्वेक्षण - २०१९-२०

विद्यार्थी मित्रांनो, आपले महाविद्यालय आपणास नेहमीच उच्चतम गुणवत्ता पूर्ण शिक्षण देण्याचा प्रयत्न करीत असते. या वार्षिक सत्रात आपणास लाभलेल्या शैक्षणिक समाधानाचे प्रतिसाद आम्हाला या आढाव्यातून अपेक्षित आहेत. तरी खालील प्रश्नांची योग्य उत्तरे देवून विद्यार्थी केंद्रित शिक्षण देण्यास प्रेरित करावे.

Dr. Pankaj Tayde
Coordinator Feedback cell

Dr. V. C. Kharode
Principal
***Required**

1. Name *

2. Class *

Mark only one oval.

- ☐ B.A. Part I
- ☐ B.A. Part II
- ☐ B.A. Final

3. Gender *

Mark only one oval.

- ☐ Male
- ☐ Female

4. Mobile No

5. E-mail id

Skip to question 6

Questionnaire
(प्रश्नावली)

Instructions to fill the questionnaire

- All questions should be compulsorily attempted. (प्रत्येक प्रश्नाचे उत्तर देणे आवश्यक आहे.)
- Each question has five responses, choose the most appropriate one. (प्रत्येक प्रश्नाला पाच पर्याय आहेत. पैकी योग्य पर्याय निवडा.)
- The response to the qualitative question no. 21 is student's opportunity to give suggestions or improvements; she/he can also mention weaknesses of the institute here. (Kindly restrict your response to teaching learning process only) (या प्रश्नावलीतील २१ वा प्रश्न विश्लेषणात्मक आहे. त्याचे तीन मुद्यात उत्तर द्यावे. याचा आम्हाला अध्ययन व अध्यापनासाठी फायदा होईल.)

6. 1. How much of the syllabus was covered in the class? (वर्गात किती अभ्यासक्रम पूर्ण झाला?) *

Mark only one oval.

- ☐ 4 – 85 to 100%
- ☐ 3 – 70 to 84%
- ☐ 2 – 55 to 69%
- ☐ 1 – 30 to 54%
- ☐ 0 – Below 30%

7. 2. How well did the teachers prepare for the classes? (वर्गात शिकवण्या साठी शिक्षकाची तयारी कशी होती?) *

Mark only one oval.

- ☐ 4 – Thoroughly (परिपूर्ण)
- ☐ 3 – Satisfactorily (समाधानकारक)
- ☐ 2 – Poorly (कनिष्ठ दर्जाचे)
- ☐ 1 – Indifferently (उदासीनपणे)
- ☐ 0 – Won't teach at all (शिकवतच नाहीत)

8. 3. How well were the teachers able to communicate? (शिक्षकाचा आपणासोबत संवाद कसा होता?) *

Mark only one oval.

- ☐ 4 – Always effective (नेहमीच प्रभावी)
- ☐ 3 – Sometimes effective (कधीकधी प्रभावी)
- ☐ 2 – Just satisfactorily (समाधानकारक)
- ☐ 1 – Generally ineffective सामान्य प्रभावी)
- ☐ 0 – Very poor communication (निकृष्ट संवाद)

9. 4. The teacher's approach to teaching can best be described as (शिक्षकाचा शिकवण्याचा हेतू तुम्ही कसा स्पष्ट कराल.) *

Mark only one oval.

- ☐ 4 – Excellent (उत्कृष्ट)
- ☐ 3 – Very good (अती उत्तम)
- ☐ 2 – Good (उत्तम)
- ☐ 1 – Fair (साधारण)
- ☐ 0 – Poor (वाईट)

10. 5. Fairness of the internal evaluation process by the teachers. (शिक्षकाच्या मुल्यमापन पद्धती बाबत आपले मत काय आहे.) *

Mark only one oval.

- ☐ 4 – Always fair (नेहमी प्रामाणिक)
- ☐ 3 – Usually fair (बहुदा प्रामाणिक)
- ☐ 2 – Sometimes unfair (कधीकधी प्रामाणिक)
- ☐ 1 – Usually unfair (बहुदा अप्रामाणिक)
- ☐ 0 – Unfair (अप्रामाणिक)

11. 6. Was your performance in assignments discussed with you? (गुहपाठातील कामगिरी बाबत शिक्षक आपणासोबत चर्चा करतात?) *

Mark only one oval.

- ☐ 4 – Every time (प्रत्येक वेळी)
☐ 3 – Usually (बहुतेकवेळी)
☐ 2 – Occasionally/Sometimes (कधीकधी)
☐ 1 – Rarely (कचितच)
☐ 0– Never (कधीच नाही)

12. 7. The college takes active interest in promoting internship, student exchange, field visit opportunities for students. (महाविद्यालय विद्यार्थ्यांसाठी नेहमी अभ्यास दौरा यासारखे विविध कार्यक्रम आयोजित करण्याचे विशेष प्रयत्न करते.) *

Mark only one oval.

- ☐ 4 – Regularly (नियमितपणे)
☐ 3 – Often (अनेकदा)
☐ 2 – Sometimes (कधीकधी)
☐ 1 – Rarely (कचितच)
☐ 0– Never (कधीच नाही)

13. 8. The teaching and mentoring process in your college facilitates you in cognitive, social and emotional growth. (महाविद्यालयाचे शिक्षण आणि मार्गदर्शन आपली आकलनशक्ती, सामाजिक आणि भावनात्मक विकासास नेहमी प्रोत्साहन देते.) *

Mark only one oval.

- ☐ 4 – Significantly (महत्वपूर्ण)
☐ 3 – Very well (खूप चांगल्याप्रकारे)
☐ 2 – Moderately (सर्वसाधारणपणे)
☐ 1 – Marginally (खूपच कमी)
☐ 0– Not at all (कधीच नाही)

14. 9. The college provides multiple opportunities to learn and grow. (महाविद्यालय आपणास शिकून मोठं होण्याच्या अनेक संधी देते.) *

Mark only one oval.

- ☐ 4 – Strongly agree (पूर्णपणे सहमत)
- ☐ 3 – Agree (सहमत)
- ☐ 2 – Neutral (तटस्थ)
- ☐ 1 – Disagree (असहमत)
- ☐ 0 – Strongly disagree (पूर्णपणे असहमत)

15. 10. Teachers inform you about your expected competencies, course outcomes and programme outcomes. (शिक्षक आपणास पुढील स्पर्धा, अभ्यासक्रमाची आणि पदवीची यथार्थता बदल सूचित करतात) *

Mark only one oval.

- ☐ 4 – Every time (नेहमीच)
- ☐ 3 – Usually (बहुदा)
- ☐ 2 – Occasionally/Sometimes (कधीकधी)
- ☐ 1 – Rarely (कचितच)
- ☐ 0 – Never (कधीच नाही)

16. 11. Your mentor does a necessary follow-up with an assigned task to you. (आपले मार्गदर्शक तुम्हाला दिलेल्या कामाचा नियमित आढावा घेतात.) *

Mark only one oval.

- ☐ 4 – Every time (नेहमीच)
- ☐ 3 – Usually (बहुदा)
- ☐ 2 – Occasionally/Sometimes (कधी कधी)
- ☐ 1 – Rarely (कचितच)
- ☐ 0 – I don't have a mentor (मार्गदर्शकच नाही)

17. 12. The teachers illustrate the concepts through examples and applications. (शिक्षक उदाहरण व साधनांच्या साहाय्याने संकल्पना समजावून सांगतात.) *

Mark only one oval.

- ☐ 4 – Every time (नेहमीच)
- ☐ 3 – Usually (बहुतेक वेळी)
- ☐ 2 – Occasionally/Sometimes (कधीकधी)
- ☐ 1 – Rarely (कचितच)
- ☐ 0 – Never (कधीच नाही)

18. 13. The teachers identify your strengths and encourage you with providing right level of challenges. (शिक्षक आपल्या क्षमता ओळखून आव्हाने देऊन प्रेरित करतात.) *

Mark only one oval.

- ☐ 4 – Fully (मोठ्या प्रमाणात)
- ☐ 3 – Reasonably (कमी प्रमाणात)
- ☐ 2 – Partially (थोड्या प्रमाणात)
- ☐ 1 – Slightly (फारच कमी प्रमाणात)
- ☐ 0 – Unable to (सक्षम नाही)

19. 14. Teachers are able to identify your weaknesses and help you to overcome them. (शिक्षक आपल्या कमजोरी ओळखून त्यात मात करण्यास मदत करतात.) *

Mark only one oval.

- ☐ 4 – Every time (नेहमीच)
- ☐ 3 – Usually (बहुदा)
- ☐ 2 – Occasionally/Sometimes (कधीकधी)
- ☐ 1 – Rarely (कचितच)
- ☐ 0 – Never (कधीच नाही)

20. 15. The college makes effort to engage students in the monitoring, review and continuous quality improvement of the teaching learning process. (अध्ययन व अध्यापन प्रक्रिया उंचावण्यासाठी करायच्या प्रयत्नात शिक्षक आपणास समाविष्ट करून घेतात.) *

Mark only one oval.

- ☐ 4 Strongly agree (पूर्णपणे सहमत)
- ☐ 3 Agree (सहमत)
- ☐ 2 Neutral (तटस्थ)
- ☐ 1 Disagree (असहमत)
- ☐ 0 Strongly disagree (पूर्णपणे असहमत)

21. 16. The teachers use student centric methods, such as experiential learning, participative learning and problem solving methodologies for enhancing learning experiences. (शिक्षक अध्यापन प्रक्रिया उंचावण्यासाठी प्रायोगिक शिक्षण, सहभागी शिक्षण, समस्या सोडवणारे शिक्षण या सारख्या विद्यार्थी केंद्रित पद्धती वापरतात.) *

Mark only one oval.

- ☐ 4 – To a great extent (अतिशय जास्त)
- ☐ 3 – Moderate (साधारण)
- ☐ 2 – Some what (काही)
- ☐ 1 – Very little (फारच कमी)
- ☐ 0 – Not at all (काहीच नाही)

22. 17. Teachers encourage you to participate in extracurricular activities. (शिक्षक आपणास नियमित अभ्यासाशिवाय इतर कृती मध्ये भाग घेण्यास प्रेरित करतात.) *

Mark only one oval.

- ☐ 4 – Strongly agree (पूर्णपणे सहमत)
- ☐ 3 – Agree (सहमत)
- ☐ 2 – Neutral (तटस्थ)
- ☐ 1 – Disagree (असहमत)
- ☐ 0 – Strongly disagree (पूर्णपणे असहमत)

23. 18. Efforts are made by the teachers to inculcate soft skills, life skills and employability skills to make you ready for the world of work. (शिक्षक आपणात असाधारण कौशल्य, जीवन कौशल्य, रोजगाराभिमुख मूल्य निर्माण करून तयार करतात) *

Mark only one oval.

- ☐ 4 – To a great extent (अतिशय जास्त)
- ☐ 3 – Moderate (साधारण)
- ☐ 2 – Some what (काही काही)
- ☐ 1 – Very little (फारच कमी)
- ☐ 0 – Not at all (कधीच नाही)

24. 19. What percentage of teachers use ICT tools such as LCD projector, Multimedia, etc. while teaching. (किती टक्के शिक्षक तंत्रज्ञानाची साधने जसे प्रोजेक्टर, मल्टिमेडिया इत्यादी शिकवतांना वापरतात) *

Mark only one oval.

- ☐ 4 – Above 90%
- ☐ 2 – 50 – 69%
- ☐ 3 – 70 – 89%
- ☐ 1 – 30 – 49%
- ☐ 0 – Below 29%

25. 20. The overall quality of teaching-learning process in your institute is very good. (महाविद्यालयाची सरसकट अध्ययन अध्यापन प्रक्रिया खूप चांगली आहे.) *

Mark only one oval.

- ☐ 4 Strongly agree (पूर्णपणे सहमत)
- ☐ 3 Agree (सहमत)
- ☐ 2 Neutral (तटस्थ)
- ☐ 1 Disagree असहमत
- ☐ 0 Strongly disagree (पूर्णपणे असहमत)

26. 21. Give three observations / suggestions to improve the overall teaching – learning experience in your institution (Write answer in A), B), C) sequence)
(महाविद्यालयाची अध्ययन अध्यापन प्रक्रिया उंचावण्यासाठी तीन बाबी सुचवा.)

Thanks for your kind feedback.....

Your responses are more valuable to assess our department and improve mechanism.

This content is neither created nor endorsed by Google.

Google Forms

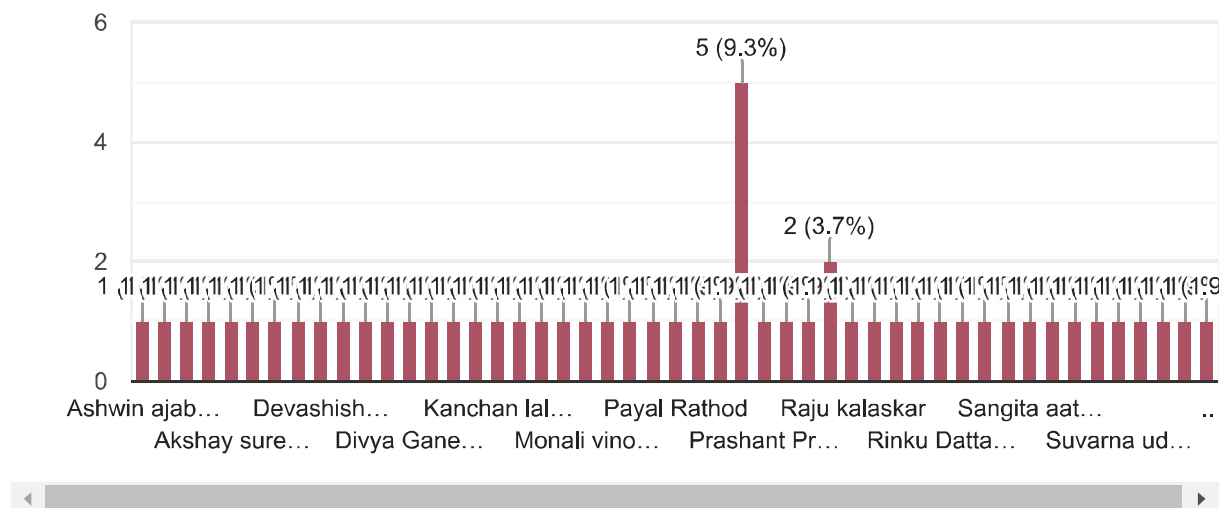
Students Satisfaction Survey - 2019-20

विद्यार्थी समाधान सर्वेक्षण - २०१९-२०

54 responses

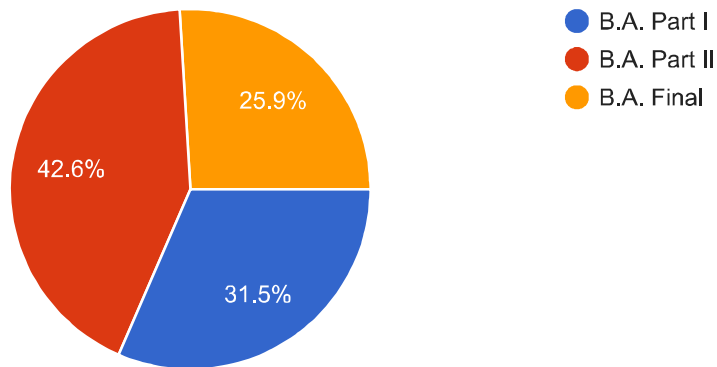
Name

54 responses



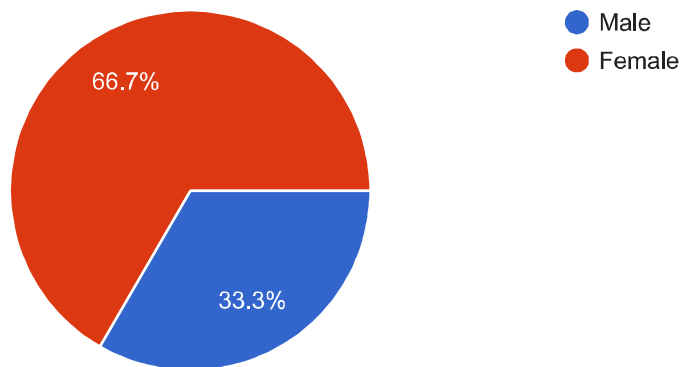
Class

54 responses



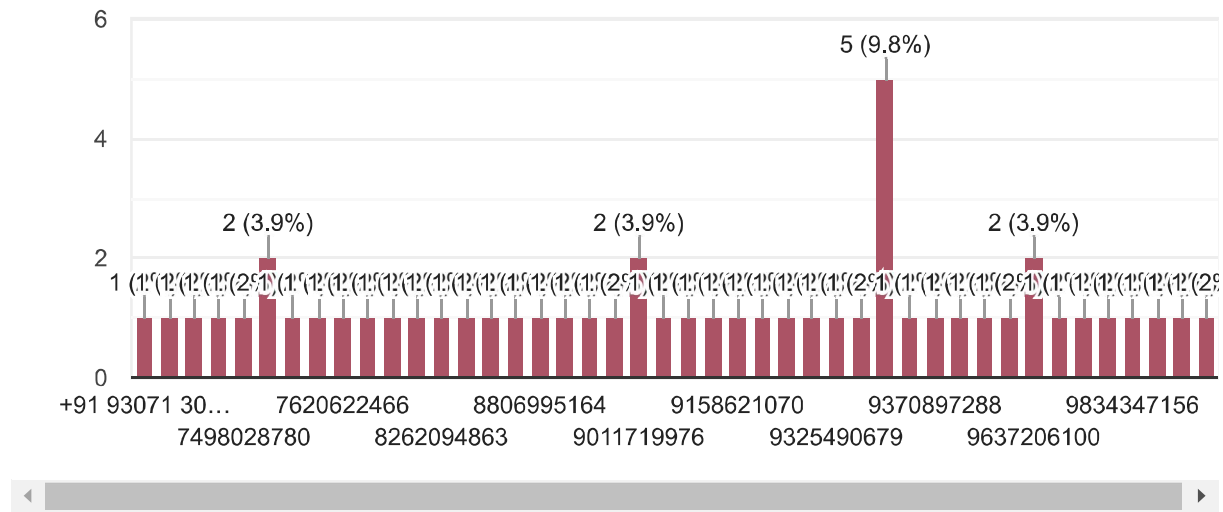
Gender

54 responses



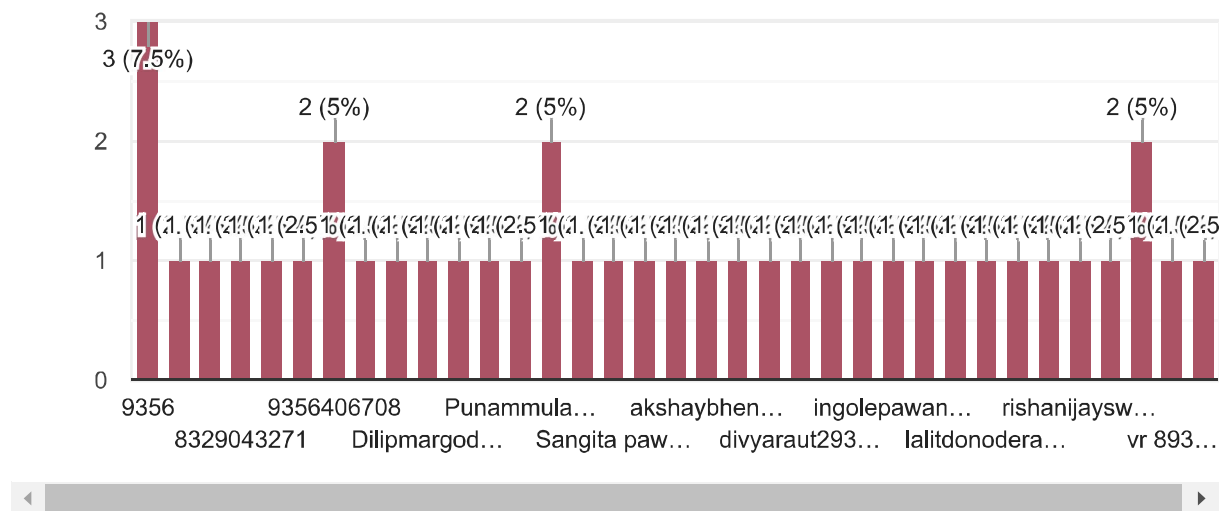
Mobile No

51 responses



E-mail id

40 responses

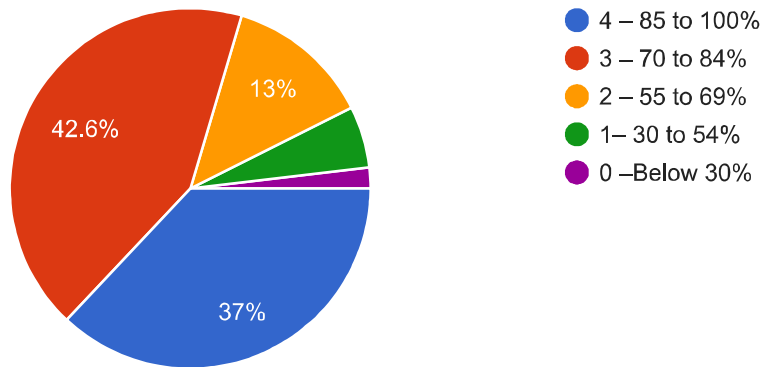


Questionnaire (प्रश्नावली)



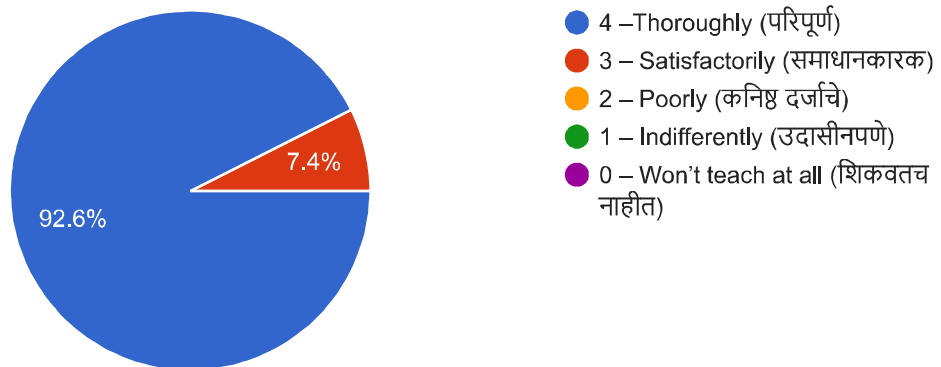
1. How much of the syllabus was covered in the class? (वर्गात किती अभ्यासक्रम पूर्ण झाला?)

54 responses



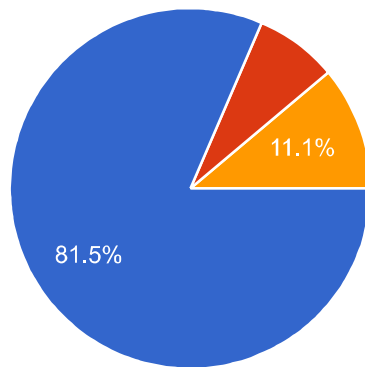
2. How well did the teachers prepare for the classes? (वर्गात शिकवण्या साठी शिक्षकाची तयारी कशी होती?)

54 responses



3. How well were the teachers able to communicate? (शिक्षकाचा आपणासोबत संवाद कसा होता?)

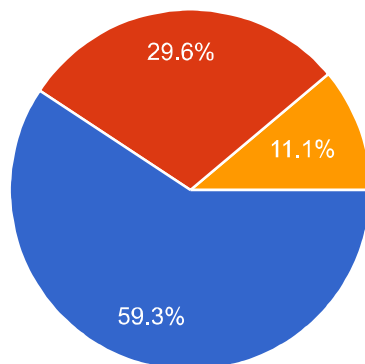
54 responses



- 4 – Always effective (नेहमीच प्रभावी)
- 3 – Sometimes effective (कधीकधी प्रभावी)
- 2 – Just satisfactorily (समाधानकारक)
- 1 – Generally ineffective (सामान्य प्रभावी)
- 0 – Very poor communication (निकृष्ट संवाद)

4. The teacher's approach to teaching can best be described as (शिक्षकाचा शिकवण्याचा हेतू तुम्ही कसा स्पष्ट कराल.)

54 responses

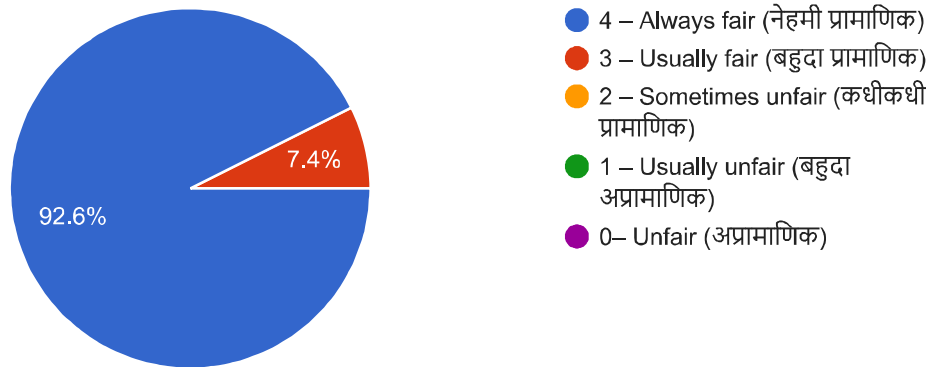


- 4 – Excellent (उत्कृष्ट)
- 3 – Very good (अती उत्तम)
- 2 – Good (उत्तम)
- 1 – Fair (साधारण)
- 0 – Poor (वाईट)



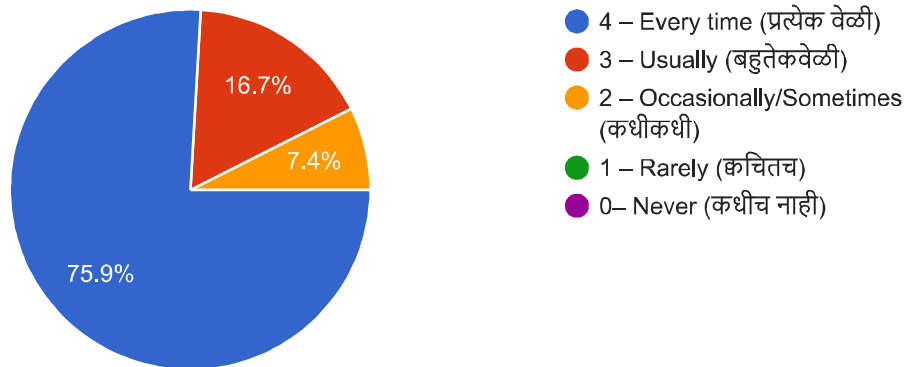
5. Fairness of the internal evaluation process by the teachers. (शिक्षकाच्या मुल्यमापन पद्धती बाबत आपले मत काय आहे.)

54 responses



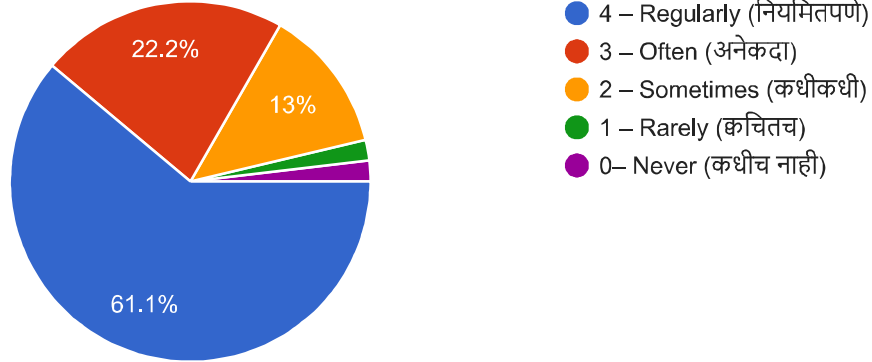
6. Was your performance in assignments discussed with you? (गुहपाठातील कामगिरी बाबत शिक्षक आपणासोबत चर्चा करतात?)

54 responses



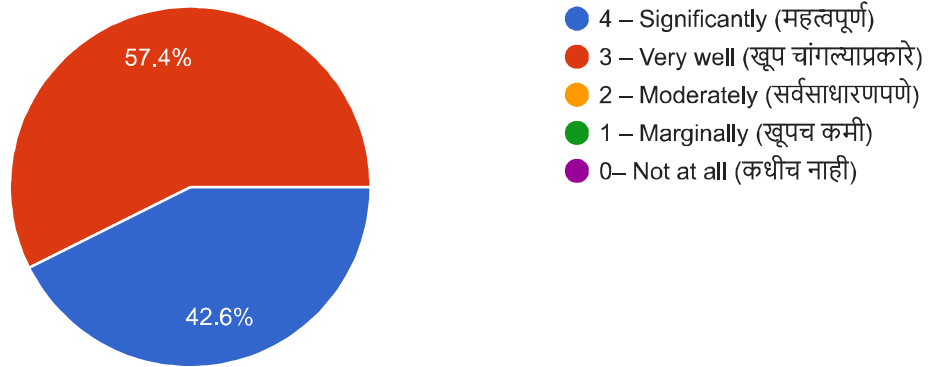
7. The college takes active interest in promoting internship, student exchange, field visit opportunities for students. (महाविद्यालय विद्यार्थ्यांसाठी नेहमी अभ्यास दौरा यासारखे विविध कार्यक्रम आयोजित करण्याचे विशेष प्रयत्न करते.)

54 responses



8. The teaching and mentoring process in your college facilitates you in cognitive, social and emotional growth. (महाविद्यालयाचे शिक्षण आणि मार्गदर्शन आपली आकलनशक्ती, सामाजिक आणि भावनात्मक विकासास नेहमी प्रोत्साहन देते.)

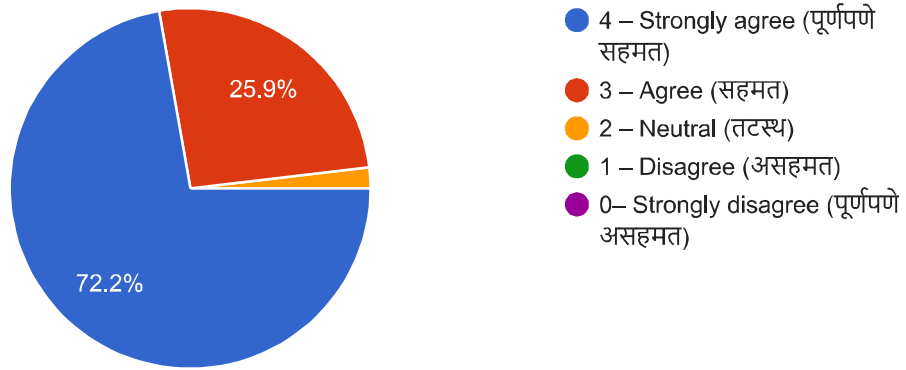
54 responses



9. The college provides multiple opportunities to learn and grow.

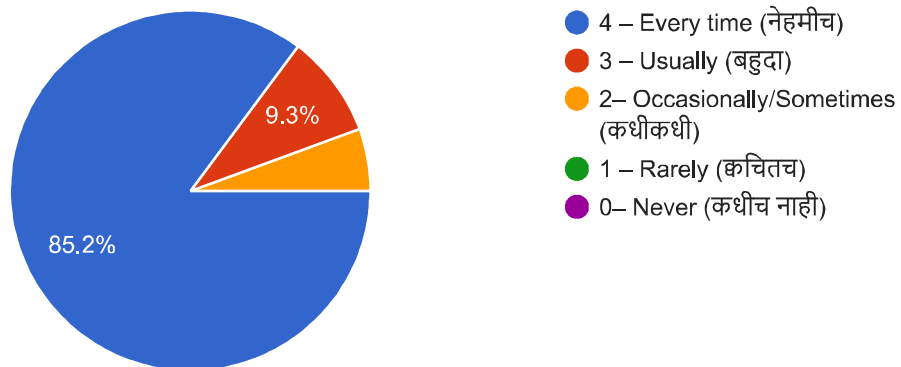
(महाविद्यालय आपणास शिकून मोठं होण्याच्या अनेक संधी देते.)

54 responses



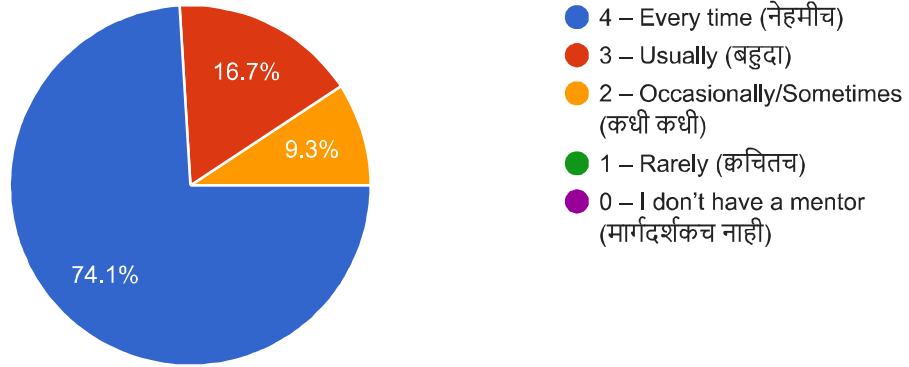
10. Teachers inform you about your expected competencies, course outcomes and programme outcomes. (शिक्षक आपणास पुढील स्पर्धा, अभ्यासक्रमाची आणि पदवीची यथार्थता बदल सूचित करतात)

54 responses



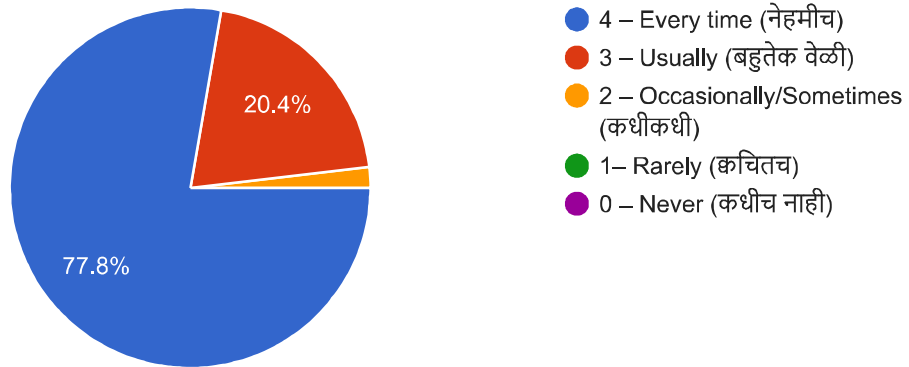
11. Your mentor does a necessary follow-up with an assigned task to you.
(आपले मार्गदर्शक तुम्हाला दिलेल्या कामाचा नियमित आढावा घेतात.)

54 responses



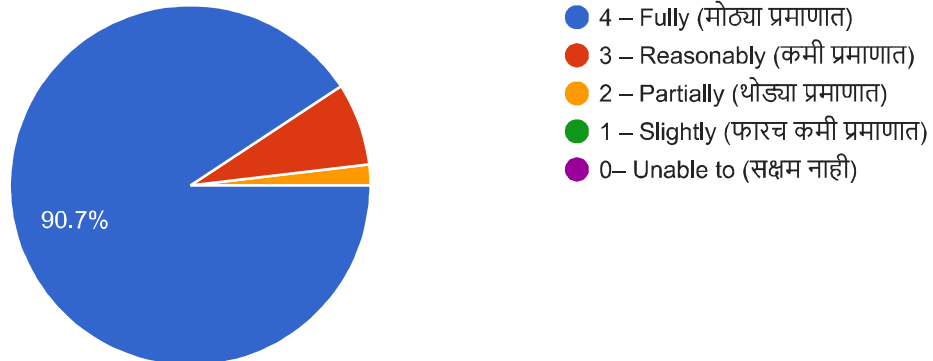
12. The teachers illustrate the concepts through examples and applications.
(शिक्षक उदाहरण व साधनांच्या साहाय्याने संकल्पना समजावून सांगतात.)

54 responses



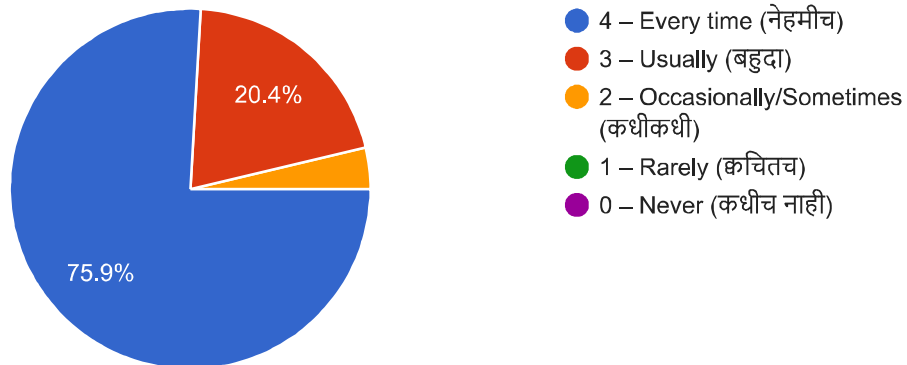
13. The teachers identify your strengths and encourage you with providing right level of challenges. (शिक्षक आपल्या क्षमता ओळखून आव्हाने देऊन प्रेरित करतात.)

54 responses



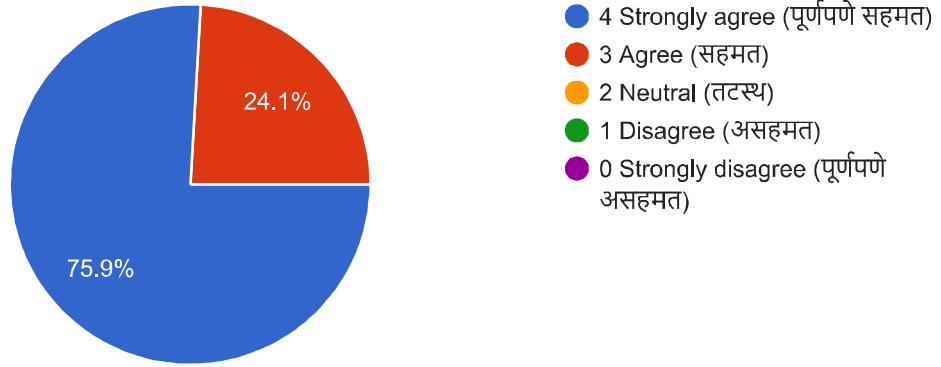
14. Teachers are able to identify your weaknesses and help you to overcome them. (शिक्षक आपल्या कमजोरी ओळखून त्यात मात करण्यास मदत करतात.)

54 responses



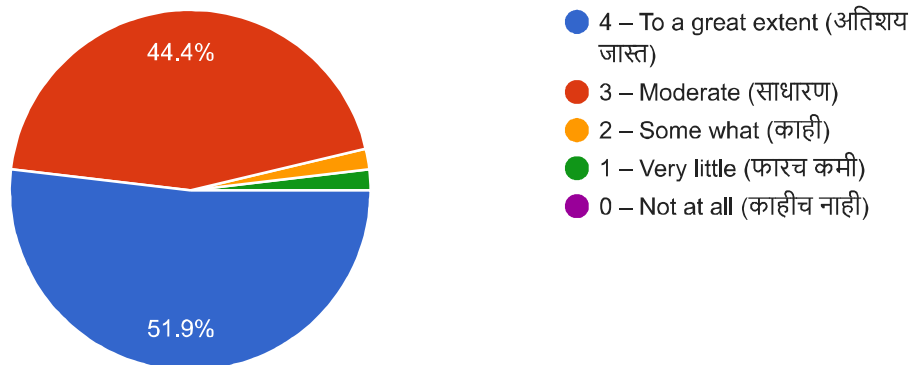
15. The college makes effort to engage students in the monitoring, review and continuous quality improvement of the teaching learning process. (अध्ययन व अध्यापन प्रक्रिया उंचावण्यासाठी करायच्या प्रयत्नात शिक्षक आपणास समाविष्ट करून घेतात.)

54 responses



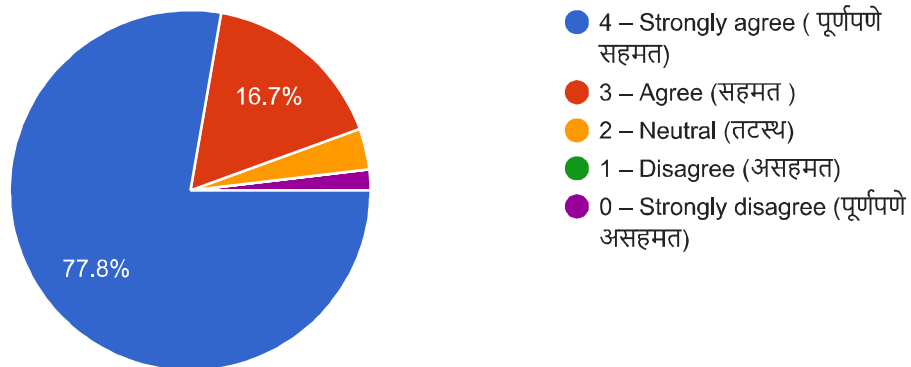
16. The teachers use student centric methods, such as experiential learning, participative learning and problem solving methodologies for enhancing learning experiences. (शिक्षक अध्यापन प्रक्रिया उंचावण्यासाठी प्रायोगिक शिक्षण, सहभागी शिक्षण, समस्या सोडवणारे शिक्षण या सारख्या विद्यार्थी केंद्रित पद्धती वापरतात.)

54 responses



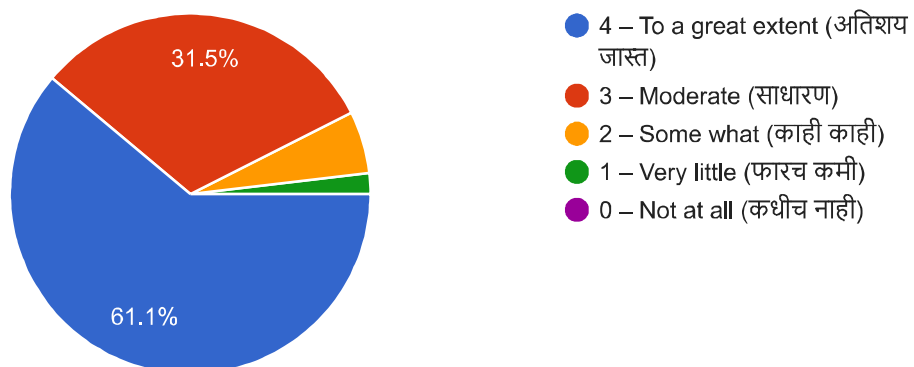
17. Teachers encourage you to participate in extracurricular activities.
(शिक्षक आपणास नियमित अभ्यासाशिवाय इतर कृती मध्ये भाग घेण्यास प्रेरित करतात.)

54 responses



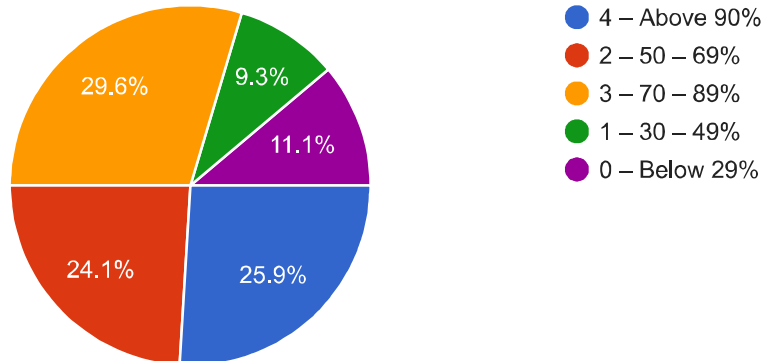
18. Efforts are made by the teachers to inculcate soft skills, life skills and employability skills to make you ready for the world of work. (शिक्षक आपणात असाधारण कौशल्य, जीवन कौशल्य, रोजगाराभिमुख मूल्य निर्माण करून तयार करतात)

54 responses



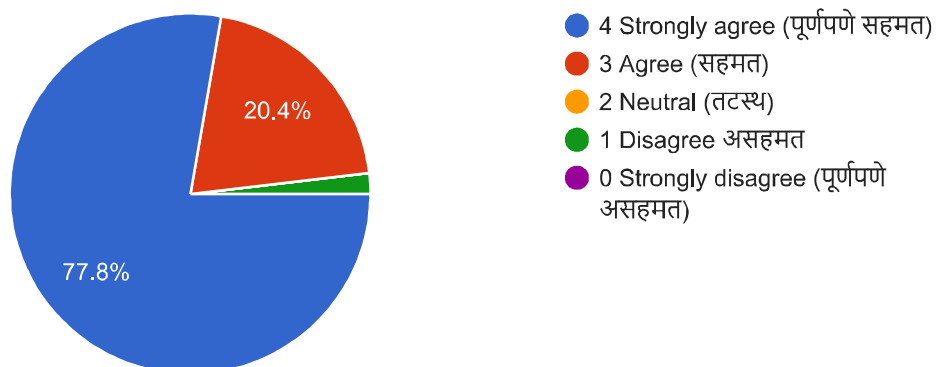
19. What percentage of teachers use ICT tools such as LCD projector, Multimedia, etc. while teaching. (किती टक्के शिक्षक तंत्रज्ञानाची साधने जसे प्रोजेक्टर, मल्टिमेडिया इत्यादी शिकवतांना वापरतात)

54 responses



20. The overall quality of teaching-learning process in your institute is very good. (महाविद्यालयाची सरसकट अध्ययन अध्यापन प्रक्रिया खूप चांगली आहे.)

54 responses



21. Give three observations / suggestions to improve the overall teaching – learning experience in your institution (Write answer in A), B), C) sequence)
(महाविद्यालयाची अध्ययन अध्यापन प्रक्रिया उंचावण्यासाठी तीन बाबी सुचवा.)

31 responses

A) महाविद्यालयात सर्व विषय अजून सोप्या पद्धतीने कसा विद्यार्थ्यांना शिकवता येईल ही बाब
B) महाविद्यालयात विद्यार्थ्यांची प्रत्येक प्रकरण शिकविल्यानंतर त्याच्यावर परीक्षा घेण्यात यावी
C) महाविद्यालयात सर्व विभागांची अध्ययन प्रक्रिया उंचावण्यासाठी अधिकाधिक अधिक कृती विद्यार्थ्यांना करायला सांगाव्यात

सूचना व संचार प्रौद्योगिकी (आईसीटी) समर्थित शिक्षण और अध्ययन परीक्षा, गणना और सूचनाओं के विश्लेषण के औजारों को प्रेरित करते हैं जिससे छात्रों के पास सवाल उठाने को मंच मिलता है और वे सूचना का विश्लेषण कर सकते हैं और नई सूचनाएं गढ़ सकते हैं। काम करते वक्त इस तरह छात्र सीख पाते हैं। जब बच्चे जीवन की वास्तविक समस्याओं से सीखते हैं जिससे शिक्षण की प्रक्रिया कम अमूर्त बन जाती है और जीवन स्थितियों के ज्यादा प्रासंगिक होती है। इस तरह से याद करने या रटने पर आधारित शिक्षण के विपरीत आईसीटी समर्थित अध्ययन बिल्कुल समय पर शिक्षण का रास्ता देता है जिसमें सीखने वाला जरूरत पड़ने पर उपस्थित विकल्प में से यह चुन सकता है कि उसे क्या सीखना है।

Stadi work sachata

Digitalisation, group discussion, daily classes period.etc...

Vakshtra prat ghana

Thanks for your kind feedback.....

This content is neither created nor endorsed by Google. [Report Abuse](#) - [Terms of Service](#) - [Privacy Policy](#)

Google Forms

