



Bhausaheb Lahane Dnyanprakash Arts College,
Pinjar, Dist. Akola (M.S. 444407)

Assessment and Accreditation by NAAC
4th Cycle

Criteria 2

2.6 Student Performance and Learning Outcome

2.6.2 *Pass percentage of Students during last five years (excluding backlog students)*



Sushikshan Prasarak Mandal Pinjar's

**BHAUSAHEB LAHANE DNYANPRAKASH ARTS
COLLEGE PINJAR Dist. Akola**



NAAC Re-Accredited with 'B' Grade, CGPA 2.11

www.bldcollege.ac.in

E-mail:- bldasc226@sgbau.ac.in

Contact- 9552275107, 9423130155

Late Motiramji Lahane
Founder President

Dr Vinod C. Kharode
Principal

Date:- 7 / 8 / 2023

The information, Reports, true copies of the supporting documents, numerical data etc. furnished in this file is verified by IQAC and Principal and found correct.

Hence certificate issued.

Dr Ashok Wahurwagh

COORDINATOR
Internal Quality Assurance Cell
B.L.D. Arts College, PINJAR

Dr V.C. Kharode

Principal,
Bhausaheb Lahane
Dnyanprakash Arts College, Pinjar



Bhauseheb Lahane Dnyanprakash Arts College, Pinjar

Department Of Marathi

The Result & Percentage of B A-III Students as Per T.R.

Session


(2018 -2019 to 2022-2023)

Result

S.N	Session	Compulsory Marathi			Marathi Literature			
		Examinee	Pass	Percentage	Examinee	Pass	Percentage	
1.	2018-2019 (Annual P)	74	61	82.42%	24	15	62.50%	
2.	2019-2020	Semi V-	34	32	94.12	Semi V- 11	10	90.91
		SemiVI-	33	33	100%	SemiVI- 10	10	100%
3.	2020-2021	Semi-V-	43	43	100%	Semi-V- 12	12	100%
		Semi-VI	37	37	100%	Semi-VI 12	12	100%
4.	2021-2022	Semi V-	57	57	100%	Semi V- 06	06	100%
		Semi-VI-	56	52	92.86	Semi-VI- 6	02	33.33
5.	2022-2023	Semi V-	81	76	93.00	Semi V- 16	15	93.75
		Semi-VI-	75	67	89.33	Semi-VI- 14	14	100%





COORDINATOR
Internal Quality Assurance Cell
B.L.D. Arts College, PINJAR



मराठी विभाग प्रमुख
भाऊसाहेब लहाने ज्ञानप्रकाश आर्ट्स
कॉलेज, पिंजर जि. अकोला

Admission & Result Position of Department (2019 to 2023)

Year	Class	Admitted	Result		
			Examinee	Passed	%
2017-2018	BA I (Sem II)	211	152	36	23.68
	BA II (Annual)	81	74	55	74.32
	BA III (Annual)	77	73	55	74.32
	Total	369	299	146	
2018-2019	BA I (Sem II)	196	117	34	29.6
	BA II (SemIV)	72	62	34	54.83
	BA III (Annual)	75	74	33	44.59
	Total	343	253	101	
2019-2020	BA I (Sem II)	155	75	74	98.67
	BA II (SemIV)	61	54	53	98.15
	BA III (SemVI)	34	33	33	100
	Total	250	162	160	
2020-2021	BA I (Sem II)	146	109	109	100
	BA II (SemIV)	72	60	60	100
	BA III (SemVI)	49	37	37	100
	Total	267	206	206	100
2021-2022	BA I (Sem II)	151	136	59	43.38
	BA II (SemIV)	101	95	28	29.47
	BA III (SemVI)	57	56	50	89.29
	Total	319	287	137	
2022-2023	BA I (SemI)	147	.130	.92	64.32
	BA II (SemIII)	110	89	.04	3.37
	BA III (SemV)	88	81.	.60	37.2
	Total	345	300.	156	


HOD/Assistant Professor
Department of English
B.L.D.Arts College Pinjar, Dist.Akola


COORDINATOR
Internal Quality Assurance Cell
B.L.D. Arts College, PINJAR


Principal,
Bhauasheb Lahane
Dnyanprakash Arts College,
PINJAR, Dist.Akola

Bhausahab Lahane Dnyanprakash Arts College,
Pinjar, Dist. Akola

Department of Economics

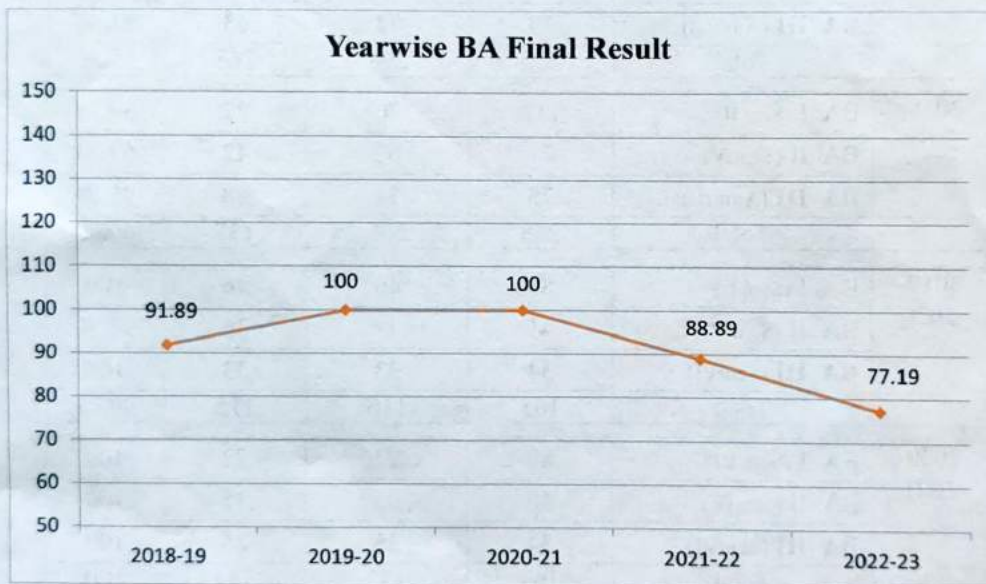
Annual Result Position

Year	Class	Admitted	Result		
			Examinee	Passed	%
2017-2018	BA I (Sem II)	211	152	43	28.29
	BA II (Annual)	81	74	59	79.73
	BA III (Annual)	78	72	63	87.50
	Total	370	298	165	55.36
2018-2019	BA I (Sem II)	112	70	27	38.75
	BA II (SemIV)	71	62	42	67.74
	BA III (Annual)	75	74	68	91.89
	Total	258	206	137	60.50
2019-2020	BA I (Sem II)	88	46	46	100
	BA II (SemIV)	41	37	36	97.30
	BA III (SemVI)	34	33	33	100
	Total	163	116	115	99.14
2020-2021	BA I (Sem II)	89	72	72	100
	BA II (SemIV)	40	35	35	100
	BA III (SemVI)	34	25	25	100
	Total	163	132	132	100
2021-2022	BA I (Sem II)	97	87	45	51.72
	BA II (SemIV)	67	63	56	88.89
	BA III (SemVI)	35	36	32	88.89
	Total	199	186	133	71.50
2022-2023	BA I (Sem II)	92	62	50	80.65
	BA II (SemIV)	67	39	28.	71.79
	BA III (SemVI)	62	57	44	77.19
	Total	221	158	122	77.21



BA Final Year Result Status (Annually)

Year	Result		
	Examinee	Passed	%
2018-19	74	68	91.89
2019-20	33	33	100
2020-21	25	25	100
2021-22	36	32	88.89
2022-23	57	44	77.19



Bhauasaheb Lahane Dnyanprakash Arts College,
Pinjar, Dist. Akola
Department of Political Science

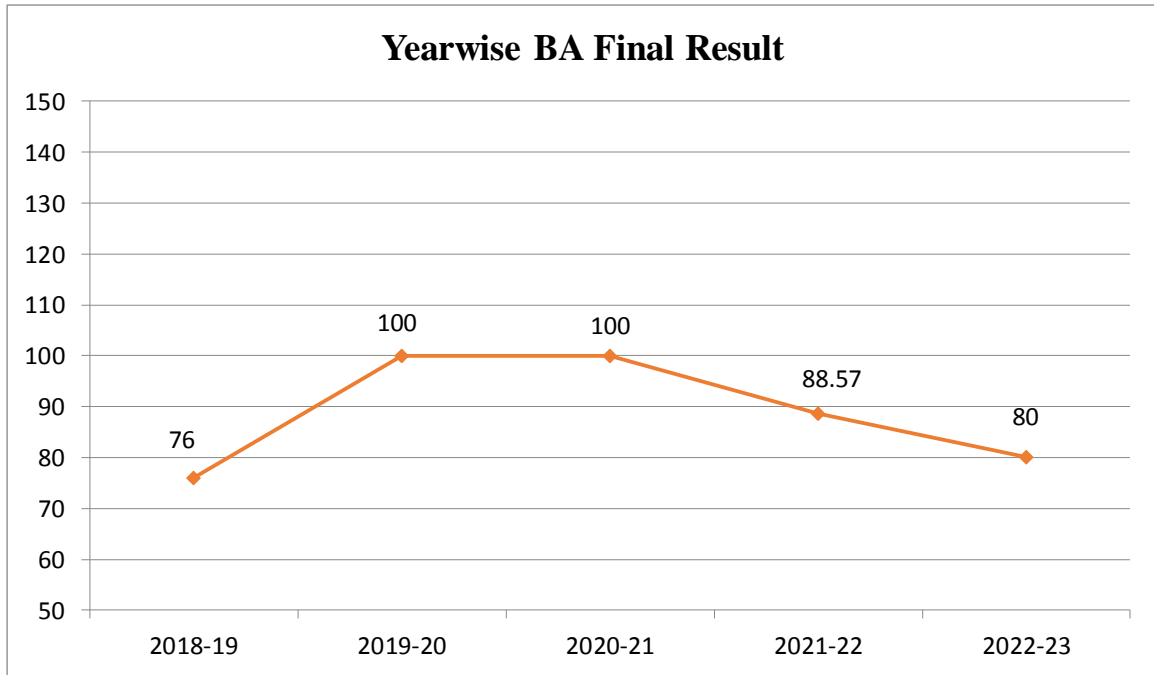
Annual Result Position

(Session 2018 to 2023)

Year	Class	Admitted	Result		
			Examinee	Passed	%
2017-2018	BA I (Sem II)	79	40	21	52.50
	BA II (Annual)	39	30	24	80.00
	BA III (Annual)	24	23	19	82.69
	Total	142	93	64	68.81
2018-2019	BA I (Sem II)	78	71	22	30.99
	BA II (SemIV)	23	18	12	66.66
	BA III (Annual)	28	25	19	76.00
	Total	129	114	53	46.49
2019-2020	BA I (Sem II)	106	49	48	97.96
	BA II (SemIV)	33	28	28	100.00
	BA III (SemVI)	19	10	10	100.00
	Total	158	87	86	98.85
2020-2021	BA I (Sem II)	103	91	91	100.00
	BA II (SemIV)	45	41	41	100.00
	BA III (SemVI)	29	21	21	100.00
	Total	177	153	153	100.00
2021-2022	BA I (Sem II)	115	101	55	54.46
	BA II (SemIV)	85	80	60	75.00
	BA III (SemVI)	39	35	31	88.57
	Total	239	216	146	67.59
2022-2023	BA I (Sem II)	106	84	72	85.71
	BA II (SemIV)	80	47	35	74.47
	BA III (SemVI)	72	60	48	80.00
	Total	258	191	155	81.15

BA Final Year Result Status (Annually)

Year	Result		
	Examinee	Passed	%
2018-19	25	19	76.00
2019-20	10	10	100
2020-21	21	21	100
2021-22	35	31	88.57
2022-23	60	48	80.00




BHAUSAHEB LAHANE DNYANPRKASH ARTS COLLEGE PINJAR

DEPARTMENT OF HISTORY

RESULT B.A.III 2018-2023

Sr.No	Year	Students Exam.	Passed student	Percentage
1	2018-19	49	31	63.27 %
2	2019-20	24	24	100 %
3	2020-21	27	27	100%
4	2021-22	47	43	91.49%
5	2022-23	66	60	90.91%




Prof. Sunil M. Manwar
Assistant Professor, Dept. of His.
Bhausaheb Lahane Dnyanprakash
Arts College, Pinjar Dist. Akola

Bhauasaheb Lahane Dnyanprakash Arts College,
Pinjar, Dist. Akola
Department of Political Science

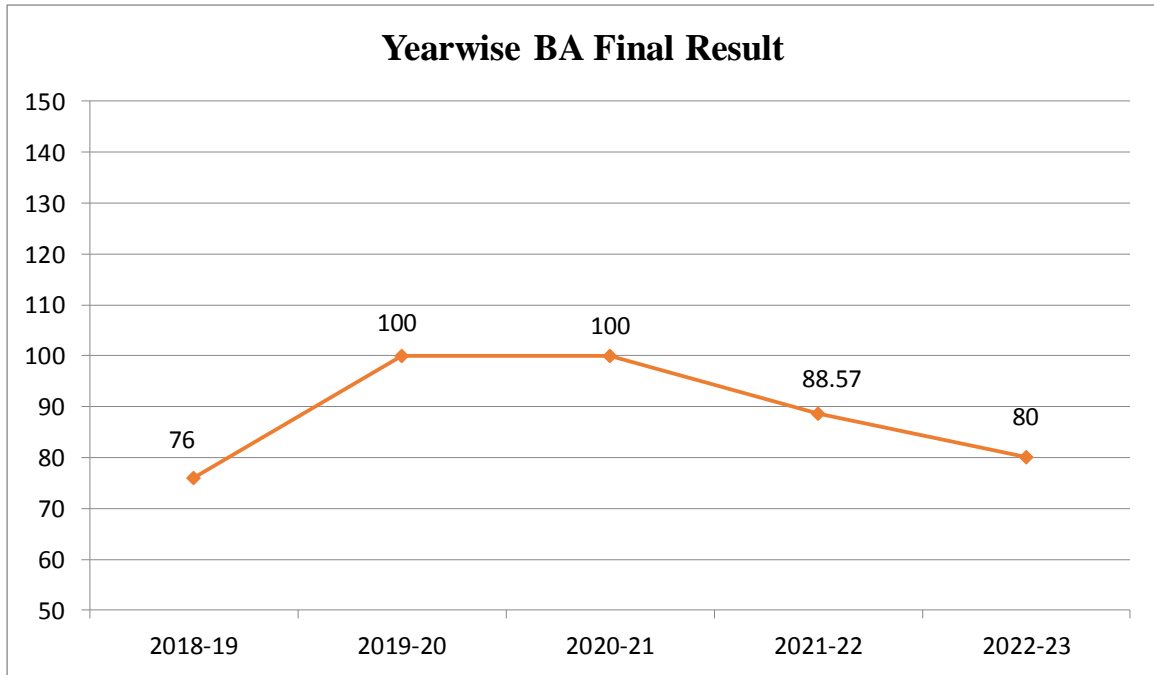
Annual Result Position

(Session 2018 to 2023)

Year	Class	Admitted	Result		
			Examinee	Passed	%
2017-2018	BA I (Sem II)	79	40	21	52.50
	BA II (Annual)	39	30	24	80.00
	BA III (Annual)	24	23	19	82.69
	Total	142	93	64	68.81
2018-2019	BA I (Sem II)	78	71	22	30.99
	BA II (SemIV)	23	18	12	66.66
	BA III (Annual)	28	25	19	76.00
	Total	129	114	53	46.49
2019-2020	BA I (Sem II)	106	49	48	97.96
	BA II (SemIV)	33	28	28	100.00
	BA III (SemVI)	19	10	10	100.00
	Total	158	87	86	98.85
2020-2021	BA I (Sem II)	103	91	91	100.00
	BA II (SemIV)	45	41	41	100.00
	BA III (SemVI)	29	21	21	100.00
	Total	177	153	153	100.00
2021-2022	BA I (Sem II)	115	101	55	54.46
	BA II (SemIV)	85	80	60	75.00
	BA III (SemVI)	39	35	31	88.57
	Total	239	216	146	67.59
2022-2023	BA I (Sem II)	106	84	72	85.71
	BA II (SemIV)	80	47	35	74.47
	BA III (SemVI)	72	60	48	80.00
	Total	258	191	155	81.15

BA Final Year Result Status (Annually)


Year	Result		
	Examinee	Passed	%
2018-19	25	19	76.00
2019-20	10	10	100
2020-21	21	21	100
2021-22	35	31	88.57
2022-23	60	48	80.00




Admission & Result Position of Department (2019 to 2023)

Year	Class	Admitted	Result		
			Examinee	Passed	%
2017-2018	BA I (Sem II)	211	152	36	23.68
	BA II (Annual)	81	74	55	74.32
	BA III (Annual)	77	73	55	74.32
	Total	369	299	146	
2018-2019	BA I (Sem II)	196	117	34	29.6
	BA II (SemIV)	72	62	34	54.83
	BA III (Annual)	75	74	33	44.59
	Total	343	253	101	
2019-2020	BA I (Sem II)	155	75	74	98.67
	BA II (SemIV)	61	54	53	98.15
	BA III (SemVI)	34	33	33	100
	Total	250	162	160	
2020-2021	BA I (Sem II)	146	109	109	100
	BA II (SemIV)	72	60	60	100
	BA III (SemVI)	49	37	37	100
	Total	267	206	206	100
2021-2022	BA I (Sem II)	151	136	59	43.38
	BA II (SemIV)	101	95	28	29.47
	BA III (SemVI)	57	56	50	89.29
	Total	319	287	137	
2022-2023	BA I (SemI)	147	.130	.92	64.32
	BA II (SemIII)	110	89	.04	3.37
	BA III (SemV)	88	81.	.60	37.2
	Total	345	300.	156	


HOD/Assistant Professor
Department of English
B.L.D.Arts College Pinjar, Dist.Akola


COORDINATOR
Internal Quality Assurance Cell
B.L.D. Arts College, PINJAR


Principal,
Bhauasheb Lahane
Dnyanprakash Arts College,
PINJAR, Dist.Akola

College Code & Name : - 0 226 - Bhausaheb Lahane Dnyanprakash Arts, and Science College, Pinjar

Roll No.	Name of the Candidate	W/H	Sub1	Sub2	Sub3	Sub4	Sub5	Sub6	Sub7	Sub8	Sub9	Sub10	Sub11	Sub12	Mark Obt. Out Of	Aggr Total Result	Div.
															500		

RESULT STATISTICS FOR THE COLLEGE

Total	Fresh	Exm	Boys	Girls	Division	%	Result Withheld	Failure
Appeared	75	75	0	36	39	1st	17.33	By Office W/O 0
Pass	51	51	0	18	33	2nd	50.66	At Tabulation W/T 0
Pass %	68	68	0	50	84.61	3rd	0	Unfair Means W/U 0
							By Enroll No W/E 0	Deleted 0
							By ATK1 No W/A 15	With Exemption 24

Subjectwise Statistics Of Appeared And Pass %

Total	Boys	Girls	%
1052	14	14	100.00
1001	75	68	90.67
1011	75	67	89.33
1021	62	59	95.16
1022	57	44	77.19
1024	32	25	78.13
1025	60	48	80.00

[Signature]
Principal,
Bhausaheb Lahane
Dnyanprakash Arts College,
PINJAR, Dist.Akola



College Code & Name - 0 226 - Bhausaheb Lahane Dnyanprakash Arts, and Science College, Pinjar

Roll No.	Name of the Candidate	W/H	Sub1	Sub2	Sub3	Sub4	Sub5	Sub6	Sub7	Sub8	Sub9	Sub10	Sub11	Sub12	G.P.	Grade	G.P.	Grade	Mark Out Of	Aggr Total Result	Div.	
21AA516381	MAHADEV VASANTA GALAT		1001	43	18	5	10	C	O	1011	43	19	5	10	C	O	330					
			1021	52	18	7	10	B+	O	1022	41	18	5	10	C	O						
	226 0226 M M W/A		1024	60	18	8	10	A	O													
				5th sem : 8.75 / 20				6th sem : 7 / 20														
21AA516380	LAXMI NANDU SAWANT		1001	41	18	5	10	C	O	1011	57	19	8	10	A	O	343					
			1021	51	18	7	10	B+	O	1022	48	18	7	10	B+	O						
	226 0226 M F W/A		1024	55	18	7	10	B+	O													
				5th sem : 8.45 / 20				6th sem : 7.6 / 20														

RESULT STATISTICS FOR THE COLLEGE

	Total	Fresh	Exm	Boys	Girls	Division	%	Result Withheld	Failure
Appeared	56	56	0	28	28	1st	64.28	By Office W/O 0	Deleted 0
Pass	46	46	0	22	24	2nd	17.85	At Tabulation W/T 0	With Exemption 10
Pass %	82.14	82.14	0	78.57	85.71	3rd	0	Unfair Means W/U 0	
								By Enroll No W/E 0	
								By ATKT No W/A 14	

Subjectwise Statistics Of Appeared And Pass %

1001	56	50	89.29
1011	56	52	92.86
1021	47	43	91.49
1022	36	32	88.89
1024	44	41	93.18
1052	6	2	33.33
1025	35	31	88.57

Principal,
Bhausaheb Lahane
Dnyanprakash Arts College,
PINJAR, Dist.Akola

College Code & Name :- 0 226 - Bhausaheb Lahane Dnyanprakash Arts, and Science College, Pinjar

EnRoll No	Cen	CatClg	Med	Sex	W/H Remarks	Sub1 Sub3 Sub5 Sub7 Sub9 Sub11	Sub2 Sub4 Sub6 Sub8 Sub10 Sub12	G.P.	Grad	G.P.	Grade	Mark Obt. Out Of 500	Aggr Total Result Remarks	Div.
75987						1001	1011	7 10	B+ O	8 10	A O	365	PASS	
						1052	1022	7 10	B+ O	9 9	A+ A+		SGPA - 8.15	
	226	0 226	M	M	W/G	1025		7 10	B+ O					
						2nd sem : 3.9 / 20	3rd sem : 4.75 / 20			5th sem : 9.8 / 20	6th sem : 8.15 / 20			
75988						1001	1011	7 9	B+ A+	8 10	A O	359	PASS	
						1052	1022	6 10	B O	9 9	A+ A+		SGPA - 7.95	
	226	0 226	M	M	W/G	1025		7 10	B+ O					
						1st sem : 4.6 / 20	2nd sem : 4.8 / 20	3rd sem : 5.05 / 20	4th sem : 3.85 / 20	5th sem : 9.95 / 20	6th sem : 7.95 / 20			

RESULT STATISTICS FOR THE COLLEGE

	Total	Fresh	Exm	Boys	Girls	Division	%	Result Withheld	Failure
Appeared	37	37	0	18	19	1st	89.18	By Office W/O 0	Deleted 0
Pass	37	37	0	18	19	2nd	10.81	At Tabulation 0	With Exemption 0
Pass %	100	100	0	100	100	3rd	0	Unfair Means 0	
								By Enroll No W/E 0	
								By ATKT No W/A 4	

Subjectwise Statistics Of Appeared And Pass

Subject	Appeare	Passed	Pass %
1001	37	37	100.00
1011	37	37	100.00
1052	12	12	100.00
1022	25	25	100.00
1025	21	21	100.00
1021	27	27	100.00
1024	26	26	100.00

Joshi
Principal,
Bhausaheb Lahane
Dnyanprakash Arts College,
PINJAR, Dist.Akola



College Code & Name - 0 226 - Bhausaheb Lahane Dnyanprakash Arts and Science College, Pinjar

Roll No.	Name of the	W/H	Sub1	Sub2	Sub3	Sub4	Sub5	Sub6	Sub7	Sub8	Sub9	Sub10	Sub11	Sub12	Mark Obt	Aggr Total	Div.
EnRoll No.	Cen	CatClg	Med	Sex	Remarks										Out Of	Result	Remarks
															500		
															G.P.	Grade	

RESULT STATISTICS FOR THE COLLEGE

	Total	Fresh	Exm	Boys	Girls	Division	%	Result Withheld	Failure
Appeared	33	33	0	10	23	1st	100	By Office W/O 0	Deleted 0
Pass	33	33	0	10	23	2nd	0	At Tabulation 0	With Exemption 0
Pass %	100	100	0	100	100	3rd	0	Unfair Means 0	
								By Enroll No W/E 0	
								By ATKT No W/A 12	
Subjectwise Statistics Of Appeared And Pass									
	Subject	Appeare	Passed	Pass %					
	1001	33	33	100.00					
	1011	33	33	100.00					
	1021	24	24	100.00					
	1022	33	33	100.00					
	1024	22	22	100.00					
	1052	10	10	100.00					
	1025	10	10	100.00					

Principal,
Bhausaheb Lahane
Dnyanprakash Arts College,
PINJAR, Dist.Akola

